

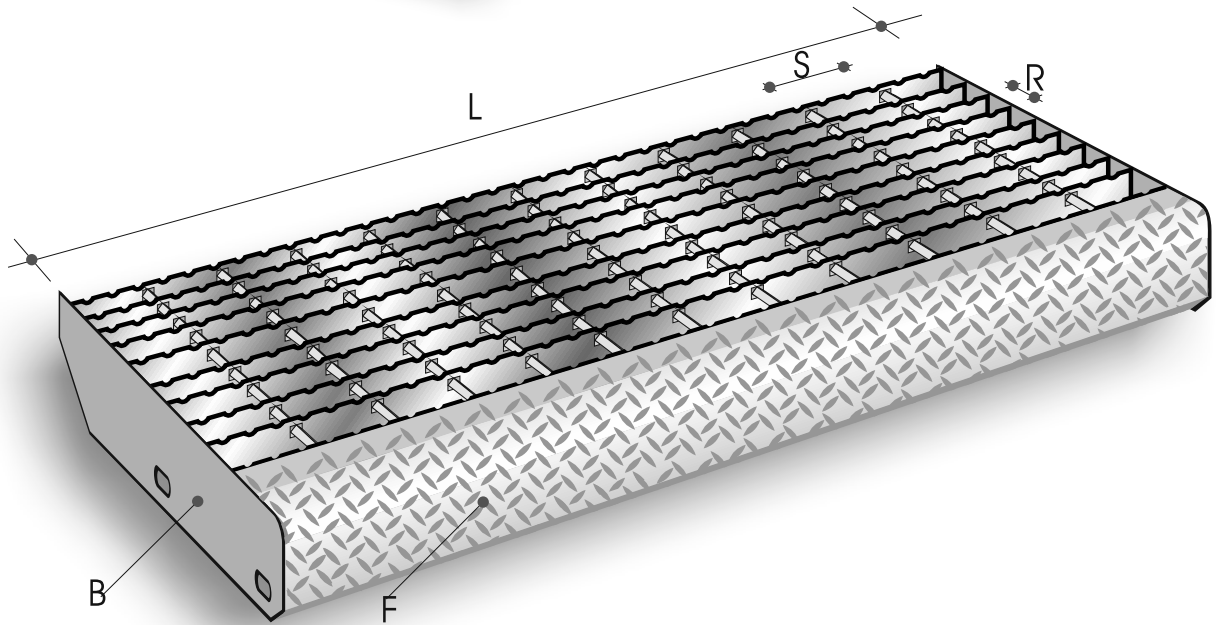
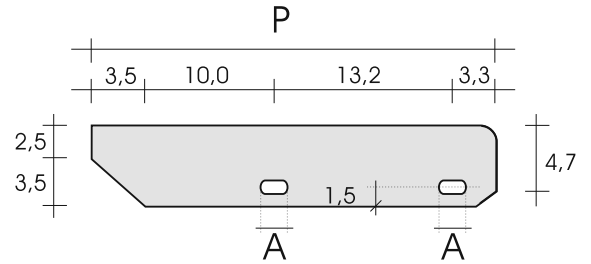

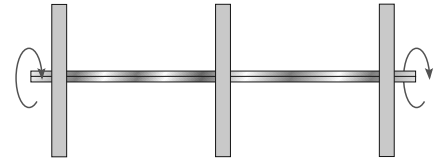
GRADINO TORSIONE/Q



MODULAR SYSTEM



GALVANISATION



LARGHEZZA mm. L	PEDATA mm. P	FRONTALINO F	MAGLIA mm. R x S	BORDATURA LAT. mm. B	PESO Kg/cd. GR ZN	
800	300	LAMIERA MANDORLATA	15 x 76	60 x 5	8,40	9,00
1000	300	LAMIERA MANDORLATA	15 x 76	60 x 5	10,00	11,00
1200	300	LAMIERA MANDORLATA	15 x 76	60 x 5	13,00	14,00

PIATTO	QUADRO DI COLLEGAMENTO	ASOLA A
25 x 2	■ 6 x 6	20 x 14

